

Get the Royal Edge Advantage with RPI








## RPI Re-Flex One Part Pourable Sealer

### RE-FLEX ADHESIVES

#### DESCRIPTION

RPI Re-Flex One Part Pourable Sealer is a white, single component, moisture curing, elastomeric polyether sealant that is compatible with RPI Re-Flex EPDM, Royal Edge EPDM, and RPI Re-Flex TPO membranes. Designed to provide a flexible, durable, long lasting seal around roof penetrations in all RPI single-ply membrane systems.

### THE ROYAL EDGE ADVANTAGE

-  No mixing is required.
-  Compatible with RPI Royal Edge EPDM membranes.
-  Easily applied using a pourable pouch with a resealing cap.
-  Self-leveling formula provides a durable, flexible, water-tight seal around hard to flash penetrations.
-  Water-proof cure in less than 1 hour.

#### COVERAGE RATES

A coverage/fill rate of 122 cubic inches of volume within a pitch pocket is expected from one 0.5 gallon pouch.  
 Example: One 6" Taped Pitch Pocket (56 cubic inches inside the pocket) will require .23 gallons of pourable sealer (excluding penetrations), based on the 2" pitch pocket depth.

#### APPLICATION

1. All bonding surfaces must be completely dry, clean, and completely free of dust and loose debris. Membrane and substrates should be free of oil, grease, and other contaminants.
2. **IMPORTANT:** It is required that all existing flashing material, and other debris, (mastics, insulation wraps, caulks) be removed from the existing pipe/pipes before cleaning the field membrane to prevent contamination of the new flashing areas.
3. Fill any voids between the penetration and roof deck with appropriate insulation or fill to prevent the Pourable Sealer from seeping thru the deck opening.
4. After all protrusions are clean and free of loose debris, clean the field membrane area around the protrusions with Membrane Cleaner, prime the field membrane and install the RPI Pitch Pocket according to RPI installation specifications.
5. After the Taped Pitch Pocket is installed, apply Seam Tape Primer to all EPDM surfaces inside the pocket including the pipes/lines that will contact the Pourable Sealer. Do not apply primer to the blue plastic support strip in the Taped Pitch Pocket. Allow the primer to "flash-off".



6. Remove cap from the Sealer pouch and pour the One Part Sealer into the pocket. Completely fill the pocket without voids (air pockets). The cured sealant should completely fill the pocket so that no water is allowed to pond on the pitch pocket.
7. To save any unused sealer, squeeze any air from the pouch and replace the cap. Unused sealer must be used within 30 days.

### Typical Properties and Characteristics

Odor	Synthetic Rubber
Color	Black
Specific Gravity	1.4 (11.6 lbs per gallon -1.5 (12.5 lbs per gallon)
Hardness, (Shore A) ASTM-C 0661	25-35
Viscosity (Brookfield RT), cps	self-leveling 20,000 - 50,000
Tack Free Time ASTM C-0679 -@70°F.	Less than 1 hour
Service Temperature ASTM 2453	-40°F (-40°C) to 200°F (93°C)
Low temperature flex PASS	-20°F (-29°C)
Shrinkage (14 day cure)	no measurable shrinkage
Long term weatherability ASTM G53 - 98 cycles @ 12 hours/cycle - (condensate exposure - 4 hrs @ 50°C) - U.V. exposure - 8 hrs @ 70°C)	No crazing or cracking
Packaging	4 - 0.5 gallon pouches per bucket
Weight Per Carton	29 lbs. per bucket
Shelf Life (unopened container)	12 months

Typical properties and characteristics are based on samples tested and are not guaranteed for all samples of this product. This data and information is intended as a guide and does not reflect the specification range for any particular property of this product.

**Get the Royal Edge Advantage with RPI**



## **RPI Re-Flex One Part Pourable Sealer**

**RE-FLEX ADHESIVE**

### **APPLICATION PRECAUTIONS**

Use with adequate ventilation. Avoid breathing vapors. If inhaled, remove to fresh air. If not breathing or breathing is difficult, contact a physician immediately.

If swallowed, do not induce vomiting. Contact a physician.

Safety glasses are recommended. Avoid contact with eyes. If eye contact is made, flush eyes with clean water for 15 minutes and contact a physician.

Avoid contact with skin. If skin contact is made, wash affected area with soap and water.

Do not thin.

Shelf life is dependent upon storage conditions. If product is exposed to cool temperatures (below 60°F (15°C), restore the product to room temperature before use.

Coverage rates may vary depending on jobsite conditions.

**KEEP OUT OF REACH OF CHILDREN**

### **STORAGE**

1. Store in unopened containers at temperatures between 60°F and 80°F.
2. Do not store on rooftop in direct sunlight. Keep product in dry and cool conditions.
3. When storing in cooler temperatures, allow the product to warm to room temperature before use.

#### **LEED® Information**

Pre-consumer Recycled Content	0%
Post-consumer Recycled Content	0%
Manufacturing Location	Schoolcraft, MI
VOC Content	<25 g/L